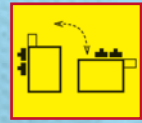


SAF
CURVATRICI

DS 120



HP



CN



DS 120 + SI (R)

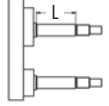
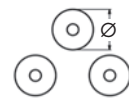
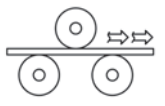
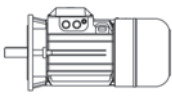
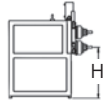
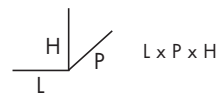
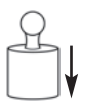


10/2006

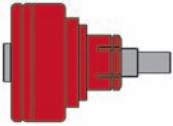
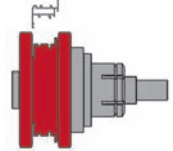



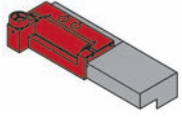
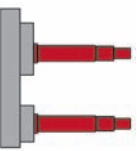

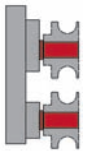
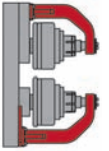
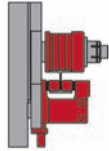
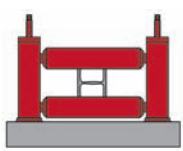

TaurinGroup

DS 120

DATI TECNICI - TECHNICAL DATA - DONNEES TECHNIQUES - TECHNISCHE DATEN - DATOS TECNICOS






















						
mm 260	mm 315	min ⁻¹ 5	kW 11	cm 97	cm 160x180x215	kg 2.600

ACCESSORI - ACCESSORIES - ACCESSOIRES - AUSRUSTUNG - UTILLAJES

						
ST	SP	RT	RO	RQ	AI	
S	R	R	R	R	S	
						
AL	TR	AC	SI	HE	DRL	ARC 50
R	R	R	R	R	R	R

S = STANDARD R = OPTIONAL

CAPACITA' MASSIME - MAXIMUM PERFORMANCES - PRESTATIONS MAXIMALES - HOCHLEISTUNGEN

POSITION	mm	R. mm	S - R	POSITION	mm	R. mm	S - R
	200 x 40 200 x 45	600 750	ST ST - SI		HEB 120 HEB 140	2.000 3.000	HE - SI HE - SI
	120 x 25 120 x 35	500 700	ST ST - SI		140 x 3 180 x 3	1.200 2.500	RT RT/SI
	70 80	200 300	ST ST - SI		114,3 x 5 (4" gas) 139,7 x 5 (5" gas)	1.400 2.300	RT RT/SI
	100 x 100 x 12 120 x 120 x 13	1.000 2.000	ST/SP ST/SP - SI		80 90	300 600	ST/RT ST/RT - SI
	100 x 100 x 12 120 x 120 x 13	1.000 2.500	ST/SP - AI ST/SP - AI - SI		120 x 80 x 6 160 x 80 x 7	1.200 1.800	ST/RQ ST/RQ - SI
	100 x 100 x 10 120 x 120 x 13	800 1.500	ST ST - SI		120 x 60 x 6 140 x 80 x 7	1.200 1.900	ST/RQ ST/RQ - SI
	100 x 100 x 10 120 x 120 x 13	800 1.500	ST ST - SI		100 x 4 120 x 4	1.200 2.000	ST/RQ ST/RQ - SI
	200 x 75 x 8,5 260 x 90 x 10	500 700	ST/SP ST/SP - SI		100 x 50 x 3 180 x 60 x 4	900 1.300	RO RO - SI
	200 x 75 x 8,5 260 x 90 x 10	500 700	ST/SP ST/SP - SI		100 x 50 x 3 160 x 40 x 3	700 1.000	RO RO - SI
	120 x 55 x 7 140 x 60 x 7	2.500 3.000	ST ST/HE - SI		a100xb100xc60 a120xb120xc70	600 800	SP SP - SI
	INP 180 INP 220	1.000 1.200	ST/SP ST/SP - SI		- -	- -	- -



13a - Fe

SAF
CURVATRICI
DIVISION OF
TaurinGroup

AZIENDA CERTIFICATA ISO 9001 - CERTIFIED COMPANY ISO 9001 - USINE CERTIFIEE ISO 9001
BESCHEINIGTE FIRMA ISO 9001 - EMPRESA CERTIFICADA ISO 9001

SAF CURVATRICI S.r.l.

ITALY - 10156 TORINO - Strada del Francese, 97/37

Infoline (39) 011.99.77.111 • E-mail: info@tauringroup.com • <http://www.tauringroup.com>

I dati possono variare senza preavviso - Data can change without notice - Données peuvent changer sans préavis - Angaben können ohne Benachrichtigung geändert werden - Datos pueden cambiar sin preaviso